



Zionsville, Indiana

Zionsville, Indiana

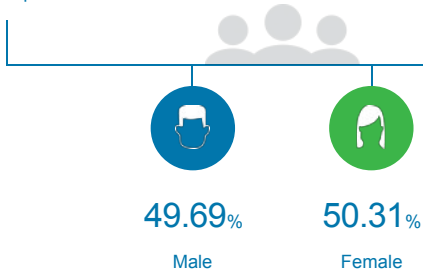
Community Profile

People

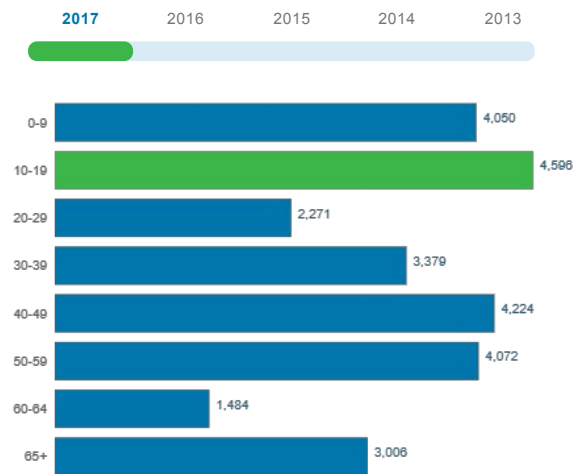
The total population of Zionsville is 27,082. The median age is 37.01

27,082

Total Population



Age Distribution



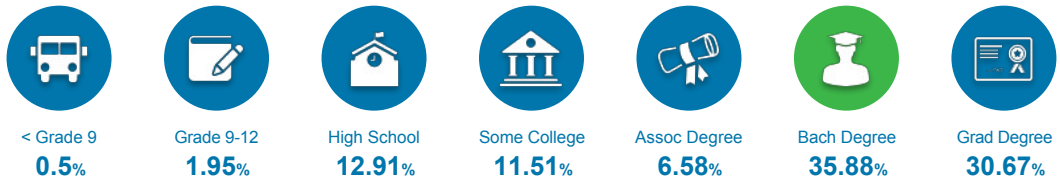
Median Age

37

Educational Attainment



The majority of the population in Zionsville has a bachelor degree, and 73.13% have a college degree.



Labor Force



Zionsville has a labor force of 13,986 people, with an unemployment rate of 2.6%.

13,986

Labor Force

2.6%

Unemployment Rate

▼ -7.14%

Unemployment Rate
Change (1 year)

Talent

Where are the top jobs by occupation?

Office and
Administrative
support



15.16%

1,269

Sales



11.14%

932

Executive,
Managers, and
Administrators



8.98%

752

Education,
Training/Library



6.68%

559

Construction and
Extraction




6.22%

521

Total Employees

8,370



2017
2016
2015
2014

The work distribution of total employees in Zionsville is:



39%

Blue Collar



60%

White Collar

Total Establishments

938



Businesses and Jobs

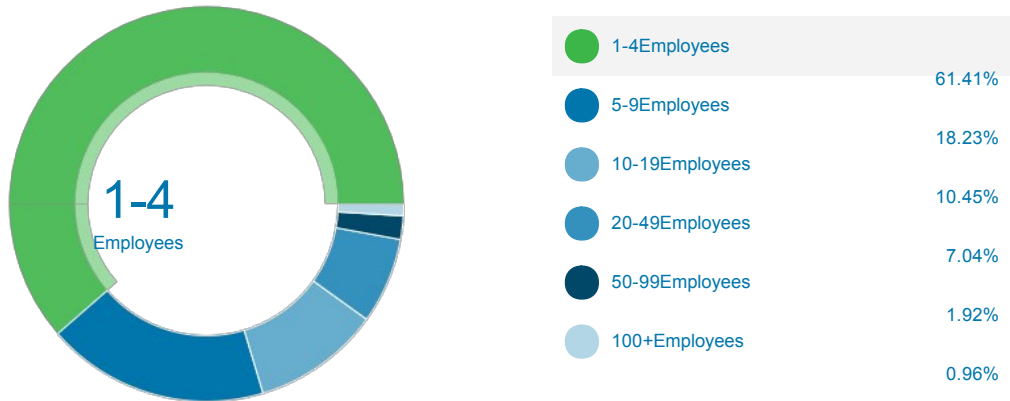


Zionsville has a total of 938 businesses. In 2017, the leading industries in Zionsville were Health Care and Social Services, Retail, Education, and Construction.

What are the top industries by jobs?



How many employees do businesses in Zionsville have?



Income and Spending



Households in Zionsville earn a median yearly income of \$122,424. 74.29% of the households earn more than the national average each year. Household expenditures average \$98,540 per year. The majority of earnings get spent on Shelter, Transportation, Food and Beverages, Health Care, and Utilities.



\$122,424

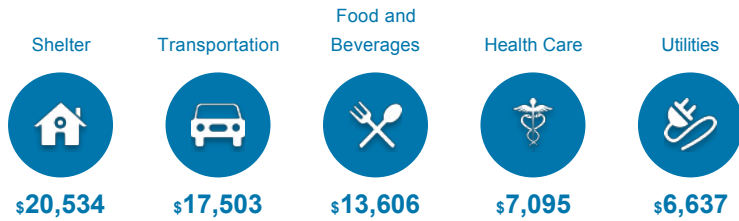
Median Household Income

61% more than the county
129% more than the state
107% more than the nation

Income Distribution



How do people spend most of their money?
 PER HOUSEHOLD



\$98,540

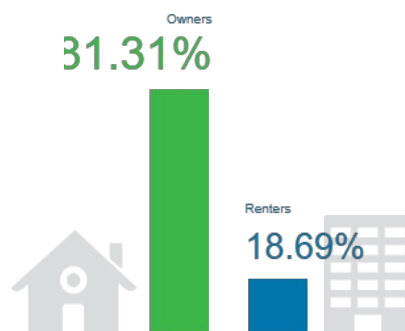
Median Household Expenditure

Housing



There are 335% more households who own their homes than there are renters.

Owners vs. Renters



Transportation



Residents spend an average of 23 minutes commuting to work. Zionsville is served by 31 airports within 50 miles. Rail can be accessed within 2 miles. Interstates can be accessed within the community.



23^{min}

Commute Travel Time



1 + 31^(+50 miles)

Airports in Community



Interstate

In Community



2

Distance to Freight Rail

Taxes



Top State Corporate Income Tax

6.5%

Top State Corporate Capital Gains Tax

6.5%

Top State Personal Income Tax

3.3%

Top State Personal Capital Gains Tax

3.4%

State Sales Tax

7%